

Ei-A110

Edge Intelligence System Powered By WISE-DeviceOn

NEW



Features

- Integrated hardware plus software to build up edge-to-cloud applications
- Powered by WISE-DeviceOn for IoT device remote and operation management
- Pre-configured system: Intel® Celeron® N3350 dual core, Windows 10 IoT Enterprise, 4G DDR3L memory and 64G SSD
- DIN-Rail system with essential I/O ports on front-side bezel
- 12V ~ 28V wide range power input
- -30 ~ 70 °C extended operating temperature

WISE-DeviceOn  WISE-Marketplace

Introduction

To fulfill customer requirements in edge computing trend, Advantech offers Ei-A110 Edge Intelligence System integrated hardware plus software solution powered by WISE-DeviceOn. It allows users to incorporate sensor data aggregation, edge analytics, and cloud integration for fast and easy real-time edge intelligence, and plus the flexibility to add on more software modules from the WISE-PaaS marketplace that enable IoT connectivity, data manageability and analytics in the edge.

WISE-DeviceOn Function Highlights



Device Management

- Remote Monitoring & Control
- Device Onboarding & Registration



Connectivity Service

- Industrial Protocol Connectivity
- Plug-n-Play Peripherals



System Security

- McAfee Application Control
- Acronis Backup Recovery



Edge Intelligence

- Real-Time Data Processing
- Data Analysis & Filtering



Cloud Integration

- Pre-Configured with Azure, Ali, AWS
- Data Intelligence & AI Enabling



WISE-Marketplace Integration

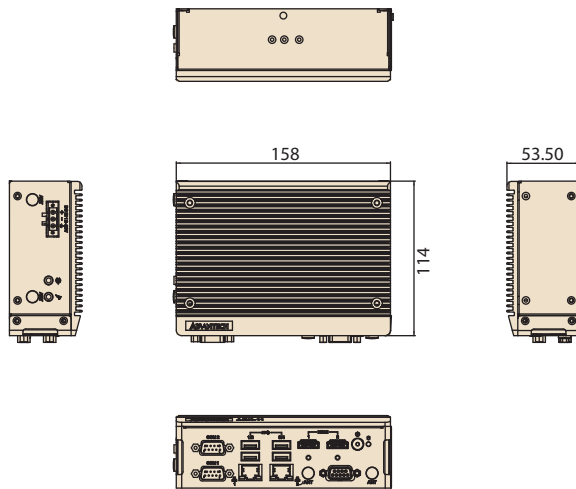
- Over 200+ I.App Offerings
- Easy to Purchase and Deploy

Specifications

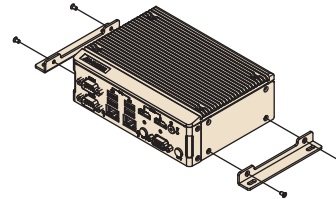
Model Name	Ei-A110	
Processor System	CPU	Intel Celeron N3350 Dual Core SoC, 1.1GHz, turbo burst up to 2.4GHz
Memory	Technology	DDR3L 1866 Mhz, 1x 4GB (-40 ~ 85°C) built-in
	Chipset	Intel HD Graphics 500, CPU integrated
Graphics	Graphic Engine	Gen9 Low Power; 18 Execution Units Media Codec Supported: H.264, MPEG2, MVC, VC-1, WMV9, H.265 / HEVC, VP8, JPEG, MJPEG 3D HW Acceleration: OpenGL 4.4, DirectX* 12, OpenCL* 2.0
	HDMI	HDMI1/2: 3840 x 2160 @ 30Hz, dual display
	LAN1/2	10/100/1000 Mbps Intel i210GbE, support Wake On LAN
Ethernet	LAN1/2	10/100/1000 Mbps Intel i210GbE, support Wake On LAN
Audio	Interface	Realtek ALC888S, High Definition Audio, Mic-in, Line-out
	Serial Ports	2 x RS-232/422/485 with auto flow control, COM2 with 5V/12V power supply
I/O Interface	USB Ports	4 x USB 3.0
	GPIO	8-bit Programmable DIO (Optional)
	Mini PCIe	1 x Full-size mPCIe with SIM holder
Expansion	M.2	1 x M.2 2230 E key for WIFI module
	SSD/HDD	1 x 2.5" 64G MLC SSD (-40~85°C) built-in
Storage	mSATA	1 x Full-size mSATA (*share with mPCIe slot)
	TPM	SLB9665XQ2.0 FW 5.62 built-in
Other	WatchDog Timer	255 levels timer interval, setup by software
Software Support	Microsoft Windows	Windows 10 IoT Enterprise built-in
Power Requirement	Power Input Voltage	12 ~ 28 V _{dc}
	Power Adaptor	AC to DC, 24V/2.5A 60W adaptor built-in
Power Consumption	Typical	6.4W
	Max.	18.1W
Mechanical	Mounting	DIN-rail/Wall Mount
	Dimensions (W x H x D)	53.5 x 158 x 114 mm (2.11" x 6.22" x 4.49")
	Weight	1.2 kg (2.65lb)
Environment	Operating Temperature	With extended temp. peripherals: -30 ~ 70 °C (-22 ~ 158 °F) with 0.7 m/s air flow
	Vibration during Operation	With SSD: 3 Grms, IEC60068-2-64, random, 5-500 Hz, 1hr/axis
	Shock during Operation	With SSD: 30 G, IEC-60068-2-27, half sine, 11 ms duration
	EMC	CE/FCC Class B, CCC, BSMI
	Safety	UL, CB, CCC and BSMI

Dimensions

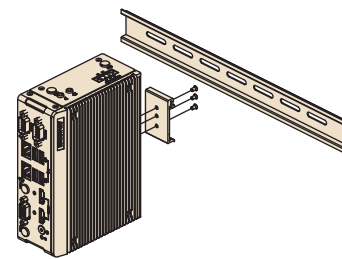
Unit: mm



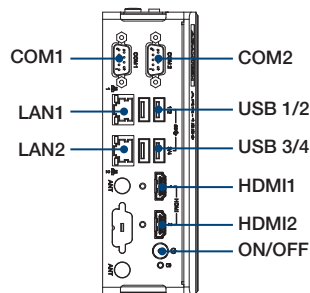
Wall Mount



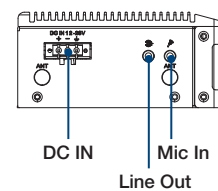
DIN Rail



Front Panel External I/O Mechanical Layout/Drawing



Top Panel External I/O Mechanical Layout/Drawing



Ordering Information

Part No.	CPU	RAM	HDMI	GbE	USB 3.0	RS-232/422/485	Audio	Full-size MiniPCle	M.2	2.5" SATA III HDD Bay	mSATA	Power Input	OS	Operating Temp.
Ei-A110-S1A1	Intel Celeron N3350 1.1 GHz SoC	4GB built-in	2	2	4	2	Mic-in, Line-out	1	1	64GB SSD built-in	1 (shared w/ mPCle)	12-28 V _{DC}	WIN 10 IoT	-30 ~ 70 °C

Note: Memory, storage and operating system bundled by request.

Packing List

Part Number	Description
-	1 x Ei-A110 Unit
-	1 x User Manual (Simplified Chinese)
-	Wrench for top cover
1960015198T011	1 x DIN-rail bracket
1652004519	1 x 3-pin terminal block
96PSA-A60W24T2	24V/2.5A 60W adaptor

Optional Items

Part Number	Description
1702002600	Power cable 3-pin 183cm, USA type
1702002605	Power cable 3-pin 183cm, EU type
1702031801	Power cable 3-pin 183cm, UK type
1700000237	Power cable 3-pin 183cm, PSE type
17000023855-01	1M lockable HDMI cable
17000023856-01	3M lockable HDMI cable
1700019967	GPIO cable, F Cable 2*5P-2.0/D-SUB 9P(F) 15CM
AMK-W003	Ei-A110 wall mount kit